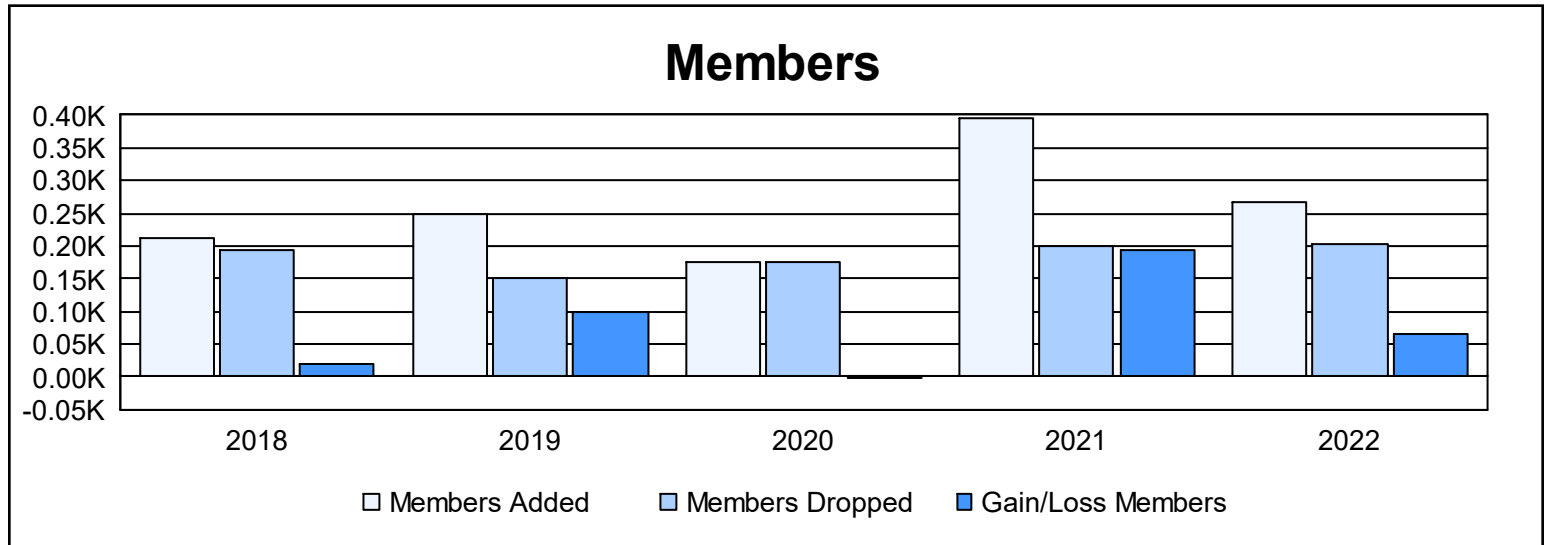
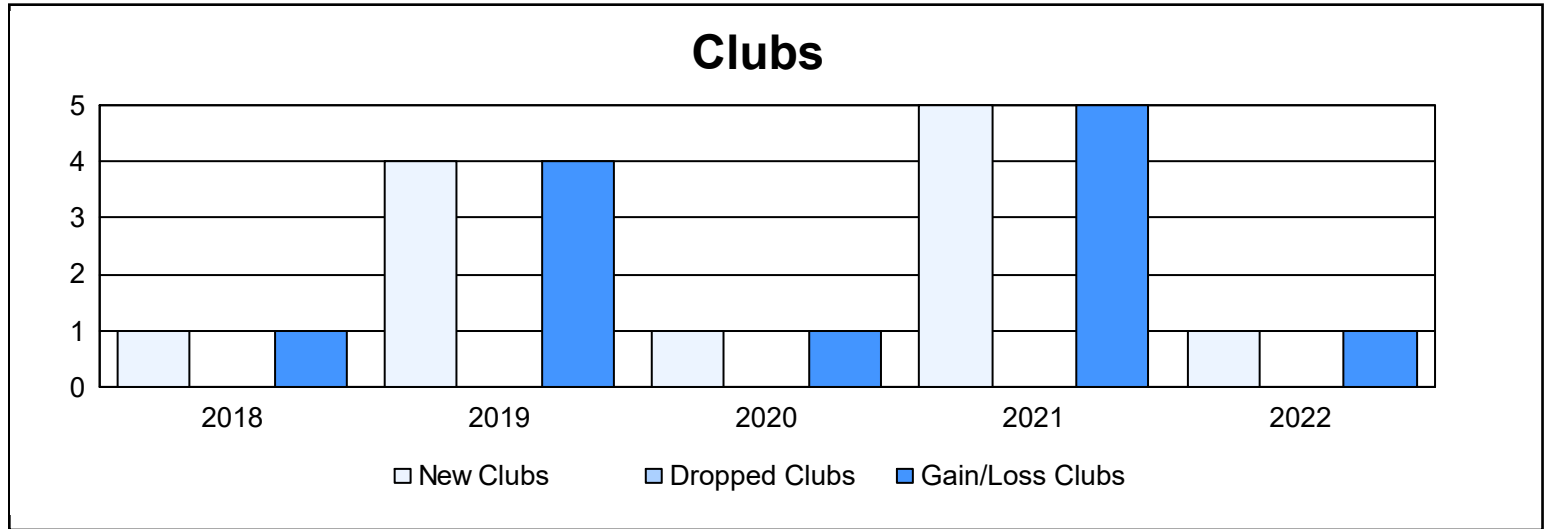
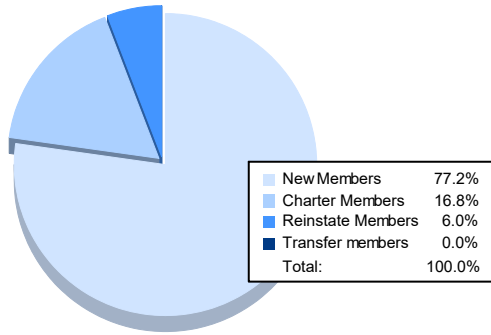


Year	New Clubs	Dropped Clubs	Gain/ Loss Clubs	New Members	Charter Members	Reinstate Members	Transfer Members	Total Member Added	Total Members Dropped	Gain/ Loss Members
2017-2018	1	0	1	149	49	8	7	213	193	20
2018-2019	4	0	4	129	103	17	0	249	150	99
2019-2020	1	0	1	126	35	11	2	174	175	-1
2020-2021	5	0	5	225	147	22	0	394	199	195
2021-2022	1	0	1	207	45	16	0	268	203	65
<b>Average</b>	<b>2</b>	<b>0</b>	<b>2</b>	<b>167</b>	<b>76</b>	<b>15</b>	<b>2</b>	<b>260</b>	<b>184</b>	<b>76</b>



### Membership Composition June 2022 Cumulative



### Gender Composition June 2022 Cumulative

